

☰ **TRANSITIONING TO TLS 1.2**

Explore other [articles](#) and [discussions](#) on this topic.

Transitioning to TLS 1.2

Arbitersports.com will not be working for you anymore if your browser settings are not up to date. Your settings maybe up to date already, but if they are not please follow the instruction listed in the article below.

🕒 Jan 26, 2018 · Knowledge

CONTENT

What is the change?

Beginning on February 2nd, 2018 , ArbitrSports will support only TLS 1.2 for establishing secure communication channels. Attempts to establish secure connections using TLS 1.0 or TLS 1.1 will fail.

What is TLS?

Why is this happening?

How will our partners and clients be impacted?

How Do I Update My Browser

What is TLS?

TLS stands for Transport Layer Security and is a cryptographic protocol used to ensure the privacy and data integrity of communications on computer networks. TLS is widely adopted and is used by many secure websites, including ArbitrSports to encrypt and authenticate communication between their servers and web browsers.

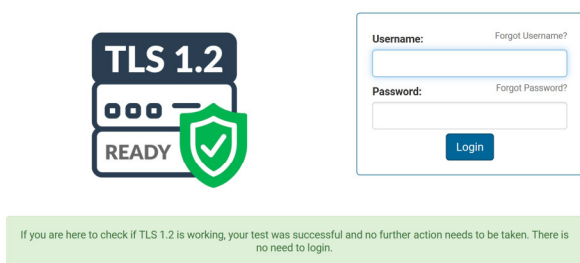
Why is this happening?

ArbitrSports takes the security of your data seriously. We focus on continually improving security by following industry best practices and guidance. Early versions of TLS are no longer considered sufficient for maximum peace-of-mind, so we are removing support for them in favor of the latest TLS 1.2 protocol.

How will our partners and clients be impacted?

Current versions of modern web browsers (e.g. Chrome, Firefox, Microsoft Edge, Internet Explorer 11, Safari) support TLS 1.2 and have done so for several years. If you are using a current browser to connect to ArbitrSports, you should see no impact. You can make sure your browser is up to date by by visiting our test site at <https://tls12.instascreen.net> (<https://tls12.instascreen.net/>). If you see the page below when you go to that link, you will not be impacted at all by this change. You do NOT need to log in. As long as

what appears on your screen matches the screenshot below, you will not be impacted by this change.



If you are unable to access our test site, you will need to work with your information technology team to update your browser to support TLS 1.2 before the cutoff date.


If you use one of the following operating system AND browsers (or anything more current than these), you should be fine:

How Do I Update My Browser



Updating Chrome

Google Chrome will update automatically as new iterations are released to the public. To verify that your version of Chrome is the latest or to update manually, follow these steps:



1. Open the [Google Chrome \(https://www.computerhope.com/jargon/c/chrome.htm\)](https://www.computerhope.com/jargon/c/chrome.htm) browser.
2. Click the **Customize and control Google Chrome** button  in the upper right-hand corner of the screen.
3. From the [drop-down menu \(https://www.computerhope.com/jargon/d/dropdm.htm\)](https://www.computerhope.com/jargon/d/dropdm.htm) that appears, select **Help**, then select **About Google Chrome**.
4. The window that appears will automatically check for updates and show you the current version of Chrome. If an update is available, there will be an option to install the update.

Tip: Users may enter the `chrome://chrome/` into the [Omnibox \(https://www.computerhope.com/jargon/o/omnibox.htm\)](https://www.computerhope.com/jargon/o/omnibox.htm) (Chrome address bar (<https://www.computerhope.com/jargon/a/addrebar.htm>)) to achieve the same result.

Note: Download latest version of Chrome from the official Google Chrome download page: <https://www.google.com/chrome> (<https://www.google.com/chrome>)



Mozilla Firefox should automatically download updates and prompt you when they are available to install. To verify that your version of Firefox is the latest or to update manually, follow these steps:

1. Open the [Mozilla Firefox \(https://www.computerhope.com/jargon/f/firefox.htm\)](https://www.computerhope.com/jargon/f/firefox.htm) browser.
2. Click the **Open menu** button  in the upper right-hand corner of the screen.
3. In the menu that appears, click the **Open Help Menu**  button at the bottom.
4. Select **About Firefox**.
5. The window that appears will automatically check for updates and show you the current version of Firefox. If an update is available, there will be an option to install the update.

Note: Download the latest version of Firefox from the official Firefox download page: <https://www.mozilla.org/firefox/> (<https://www.mozilla.org/firefox/>)



If you have Apple updates turned on, Safari should stay up to date automatically. To verify that your version of Safari is the latest or update manually, follow these steps:

1. Open the **Apple menu** and choose **App Store**.
2. In the top of the window that appears, click the **Updates button** in the toolbar.
3. Find Safari and click **Update** (or **Update all** to do every app).

Note: Download the latest version of Safari from the official Safari download page: <https://support.apple.com/safari> (<https://support.apple.com/safari>)



Updating Microsoft Edge

The Microsoft Edge browser is tied to Windows 10 and consequently, so are its updates. To update the Edge browser, you need to update Windows with the steps below.

1. Press the **Windows Key** (<https://www.computerhope.com/jargon/w/winkey.htm>), type **Check for updates**, and then press **Enter**.
2. Under the Update status section, select **Check for updates**.



Updating Internet Explorer

Microsoft updates Internet Explorer using its Windows update feature. As long as you are regularly installing the latest Windows updates from Microsoft (<https://www.computerhope.com/issues/ch000545.htm>), you should have the latest version of Internet Explorer.

Tip: Automatic updates are always on in Windows 10. Microsoft Edge (<https://www.computerhope.com/jargon/m/microsoft-edge.htm>), which replaces Internet Explorer in Windows 10, will be kept up to date automatically.

Note: Download the latest version of Internet Explorer from the official Microsoft Internet Explorer download page: <http://www.microsoft.com/windows/internet-explorer/> (<https://support.microsoft.com/en-ca/products/internet-explorer>)

- [How to enable or disable automatic updates in Microsoft Windows.](https://www.computerhope.com/issues/ch000538.htm) (<https://www.computerhope.com/issues/ch000538.htm>)

If you do not have Windows automatic updates turned on in Windows 8 and earlier versions, you need to update Internet Explorer on your computer manually by following these steps:

1. [Open the Control Panel](https://www.computerhope.com/issues/control-panel.htm) (<https://www.computerhope.com/issues/control-panel.htm>).
2. Click on and open the **Windows Update** utility.
3. In the left navigation pane, click the **Check for updates** link.
4. You can choose to install all available updates or select the updates you want to install.

Settings

RELATED ARTICLES

Evaluations from A to Z
(/assigners/s/article/Evaluations-from-A-to-Z)

35

Self-Assign Games
(/assigners/s/article/Self-Assign-Games)

182

How To Set Preferences

31

(/assigners/s/article/How-To-Set-Preferences)

Filtering Games

(/assigners/s/article/Filtering-Games)

18

Administrator Paysheet Guide

(/assigners/s/article/Administrator-Paysheet-Guide)

48

Latest Posts ▼

Search this feed...



This record was updated.
January 26, 2018 at 9:35 PM



(/assigners/s/profile/00536000003iXeZAAU)

David Martin (/assigners/s/profile/00536000003iXeZAAU) (Arbiter Sports) published this new Knowledge.

November 16, 2017 at 2:13 PM (/assigners/s/feed/0D53600002XAa6qCAD)

Like

Comment

Login to comment on this post

Don't see what you're looking for?

ASK A QUESTION

CONTACT SUPPORT

Officials Community

(https://arbitersports.force.com/officials/s/)

Schools Community

(https://arbitersports.force.com/schools/s/)

Governing Bodies Community

(https://arbitersports.zendesk.com/hc/en-us/community/topics/201151247-Product-Feedback-Governing-Bodies)

235 W Sego Lily Dr. Suite 200
Sandy, UT 84070

Support@ArbiterSports.com
800-311-4060

Company

(https://www.arbitersports.com/company/)

Who We Serve

(https://www.arbitersports.com/who-we-serve/)

Privacy Policy

(https://www.arbitersports.com/privacy-policy/)

Terms and Conditions

(https://www.arbitersports.com/terms-and-conditions/)